


# Police Academy

## Firearms and Tactics Section

### 2003

## *Firearms Discharge Report*



**Prepared by:**

*Firearms and Tactics Section*

***Steven J. Silks***

***INSPECTOR***

*Commanding Officer*

**2003**

***Firearms Discharge Report***

© No portion of this material may be reproduced without the written permission of the Deputy Commissioner, Training.

## **Table of Contents**

	Page
<b>Introduction</b>	4
<b>Glossary of Terms</b>	5
<b>Comparison of Shooting Incidents 2002-2003</b>	6
<b>Statistical Summaries</b>	
Firearms Incidents	7
Number of Incidents by Day of Week	7
Number of Incidents by Tour	7
Number of Incidents by Borough	7
Number of Incidents by Precinct of Occurrence	8
Number of Officers Involved	9
Officers Duty Status	9
Number of Incidents Occurring Indoors/Outdoors	9
Officer Accuracy at Distance Fired	9
(Gunfights, other shootings vs. subjects and against dogs)	9
<b>Officer Statistics</b>	10
<b>2003 Firearms Discharge Incidents</b>	11
<b>Shooting Incidents</b>	
Gunfights	12
Other Shooting Incidents Involving Subjects	13
Dog Related Incidents	14
Accidental Discharges	15
<b>Gunfight Synopsis</b>	16 - 18
<b>Officers Killed in the Line of Duty</b>	19
<b>Analysis of Shots Fired by Officers in 2003</b>	20
<b>Graphs</b>	
Officers Shot and Killed by Subjects 1970-2003	21
Officers Shot and Injured by Subjects 1970-2003	22
Subjects Shot and Killed by Officers 1970-2003	23
Subjects Shot and Wounded by Officers 1970-2003	24
Shooting Incidents 1988-2003	25
Number of Shots Fired by Officers 1988-2003	26

## *INTRODUCTION*

The Firearms Discharge Report is compiled and produced annually by the Police Academy, Firearms and Tactics Section. The information contained in this report is obtained from Firearms Discharge Reports prepared by uniformed members of the service and narrative reports prepared by investigating supervisory personnel.

This report provides a statistical analysis of firearms discharges by uniformed members of the service. It also serves as a training tool. Patterns and possible hazards are identified which allow the Department to structure training courses to address current conditions. Circumstances that occur during one or more incidents may indicate the need for new training initiatives or modification of existing programs.

## *GLOSSARY OF TERMS*

<b>Firearms Incident (Shootings)</b>	Any incident during which one or more officers discharge firearms for any reason.
<b>Subject</b>	The other party or parties to shootings and other confrontations described in this report.
<b>Defense of Self/Others</b>	Any incident whereby one or more officers fired their weapons to defend themselves or others against unlawful force. Includes gunfights and other shootings of persons attacking officers and others.
<b>Gunfight</b>	Any incident during which both the subject and officers fired their weapons; an exchange of gunfire.
<b>Other shootings Vs. Subjects</b>	Any incident in which officers fired weapons in defense of themselves or others at subjects who did not return fire.
<b>FDR</b>	Firearms Discharge Report. Source document used to compile statistical information for inclusion in this report.
<b>Officer</b>	A uniformed member of the NYPD, at any rank.

## 2003 FIREARMS DISCHARGE REPORT

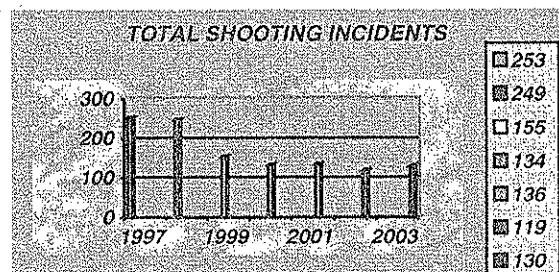
### *Comparison Of Shooting Incidents: 2002 – 2003 \**

The Firearms Discharge Report is broken down into several main categories: (1) **GUNFIGHTS** - when the officer(s) and subject(s) fire at each other; (2) **OTHER SHOOTINGS vs. Subjects** - when an officer(s) fires in defense of themselves or another against a subject(s) and the subject(s) does not return fire; (3) **AGAINST DOGS**; and (4) **ACCIDENTAL DISCHARGES** - when an officer unintentionally discharges a firearm. These incidents are examined to identify dangerous conditions and to develop preventive measures.

\* All incidents are subject to further review.

During 2003, a total of 166 officers fired weapons in 130 incidents, as compared to 138 officers firing weapons in 119 incidents in the year 2002. In 2003, only 61 incidents (47%) have been against human subjects (6 gunfights, 55 other shootings vs. subjects).

	<u>2002</u>	<u>2003</u>		
<b>Total # incidents</b>	<b>119</b>	<b>130</b>	<b>9%</b>	<b>Increase</b>
Total # shots fired	386	503	30 %	Increase
<b>Gunfights</b>	<b>12</b>	<b>6</b>	<b>50%</b>	<b>Decrease</b>
Total # shots fired	93	143	54 %	Increase
Total # hits	17	21	24%	Increase
% Hits	18%	15%		
<b>Other Shootings vs. Subjects</b>	<b>43</b>	<b>55</b>	<b>28%</b>	<b>Increase</b>
Total # shots fired	189	223	17%	Increase
Total # hits	48	65	35%	Increase
% Hits	25%	29%		
<b>Against Dogs</b>	<b>38</b>	<b>35</b>	<b>9%</b>	<b>Decrease</b>
Total # shots fired	78	104	33%	Increase
Total # hits	48	56	17%	Decrease
% Hits	62%	54%		
<b>Accidental Discharges</b>	<b>24</b>	<b>25</b>	<b>4%</b>	<b>Increase</b>
Total # shots fired	24	25	4%	Increase
Total # hits	6	6	0%	No Change
% Hits	25%	24%		
<b>Suicide</b>	<b>2</b>	<b>7</b>	<b>350%</b>	<b>Increase</b>
Total # shots fired	2	9	450%	Increase
Total # hits	2	9	450%	Increase
% Hits	100%	100%		
<b>Other</b>	<b>0</b>	<b>2</b>	<b>200%</b>	<b>Increase</b>
Total # shots fired	0	5	500%	Increase
Total # hits	0	3	300%	Increase
% Hits	0%	60%		



**2003 FIREARMS DISCHARGE REPORT**

***Statistical Summaries***

**TOTAL NUMBER OF INCIDENTS:**

**Firearms Incidents:**

Accidental Discharges	25
Gunfights	06
Other shootings Vs Subjects	55
Dogs	35
Mistaken Identity	00
OTHERS: Intoxicated, Domestic, etc.	02
Suicide	07

**TOTAL:** **130**

**NUMBER OF INCIDENTS BY DAY**

Sunday	11
Monday	16
Tuesday	23
Wednesday	23
Thursday	22
Friday	15
Saturday	20

**TOTAL:** **130**

**NUMBER OF INCIDENTS BY TOUR**

<b>On-Duty</b>	
0001 - 0800	29
0801 - 1600	27
1601 - 2400	50
Subtotal	106

<b>Off-Duty</b>	
0001 - 0800	11
0801 - 1600	5
1601 - 2400	8
Subtotal	24

**TOTAL:** **130**

**NUMBER OF INCIDENTS**

**BY BOROUGH:**

Manhattan South	06
Manhattan North	12
Bronx	24
Brooklyn South	16
Brooklyn North	32
Queens South	14
Queens North	11
Staten Island	05
Outside City	10

**TOTAL:** **130**

**NUMBER OF INCIDENTS BY MONTH**

January	12
February	09
March	05
April	12
May	11
June	05
July	14
August	12
September	10
October	12
November	11
December	17

**TOTAL:** **130**

**2003 FIREARMS DISCHARGE REPORT**

***NUMBER OF INCIDENTS BY PRECINCT OF OCCURRENCE:***

<b><u>MANHATTAN SOUTH</u></b>	<b><u>06</u></b>	<b><u>BROOKLYN SOUTH</u></b>	<b><u>16</u></b>
001	01	060	01
005	00	061	00
006	01	062	02
007	01	063	00
009	01	066	01
010	01	067	01
013	00	068	01
M.T.S.	00	069	01
017	00	070	03
M.T.N.	01	071	00
		072	02
		076	03
		078	01
<b><u>MANHATTAN NORTH</u></b>	<b><u>12</u></b>	<b><u>BROOKLYN NORTH</u></b>	<b><u>32</u></b>
019	00	073	04
020	00	075	04
023	00	077	04
024	01	079	06
025	00	081	02
026	00	083	02
028	01	084	00
030	01	088	06
032	01	090	04
033	04	094	00
034	04		
C.P.P.	00		
<b><u>BRONX</u></b>	<b><u>24</u></b>	<b><u>QUEENS SOUTH</u></b>	<b><u>14</u></b>
040	02	100	01
041	02	101	02
042	00	102	01
043	01	103	03
044	04	105	03
045	00	106	01
046	02	107	01
047	04	113	02
048	01		
049	03	<b><u>QUEENS NORTH</u></b>	<b><u>11</u></b>
050	01	104	04
052	04	108	00
		109	00
		110	00
		111	01
		112	02
<b><u>OUTSIDE CITY</u></b>	<b><u>10</u></b>	114	02
Nassau County	03	115	02
Suffolk County	01		
Westchester County	05	<b><u>STATEN ISLAND</u></b>	<b><u>05</u></b>
Rockland County	01	120	03
		122	01
		123	01

## 2003 FIREARMS DISCHARGE REPORT

### Officer Statistics

#### NUMBER OF OFFICER DISCHARGES: 166

Captains	2
Lieutenants	6
Sergeants	22
Detectives	25
Police Officers	102
Probationary Police Officers	7
Undercover	4

#### OFFICER DUTY STATUS AND ATTIRE

On duty in uniform:	86	52 %
On duty in civilian attire:	53	32 %
Off duty	27	16 %

NUMBER OF OFFICER DISCHARGES OUTDOORS: 117

NUMBER OF OFFICER DISCHARGES INDOORS: 49

#### MEMBERS' ACCURACY AT DISTANCE FIRED:

(Gunfights, other shootings against subjects and dogs)

	<u># UMOS</u>	<u># SHOTS</u>	<u># HITS</u>	<u>% HITS</u>
00 - 02 YDS.	6	11	9	82%
03 - 07 YDS.	14	47	24	51%
08 - 15 YDS.	1	2	00	00%
16 - 25 YDS.	2	6	01	17%
Over 25 YDS.	00	00	00	00%
Not Stated	143	404	108	27%
<b>Total</b>	<b>166</b>	<b>470</b>	<b>142</b>	<b>30%</b>

**2003 FIREARMS DISCHARGE REPORT**

***Officers Statistics***

**WEAPONS USED BY OFFICERS IN SHOOTING INCIDENTS**

Revolvers.....	5	H&K MP5.....	03
Semi automatic pistols .....	157	Ruger Mini-14.....	0
Ithaca 37 Shotgun.....	0	M24 rifle.....	0
Colt M4.....	0	Non-Standard Weapon..	1

**SHOOTING INCIDENTS**

**(Defense of Self/Others):**                   **55**

Total number of officers who fired:	71
Total number of shots fired:	223
Total number of hits:	65
<b>% Hits:</b>	<b>29%</b>
Shots fired per incident:	4.0
Shots fired per officer per incident:	3.1

**SHOOTING INCIDENTS**

**(Dogs):**   **35**

Total number of officers who fired:	43
Total number of shots fired:	104
Total number of hits:	56
<b>% Hits:</b>	<b>54%</b>
Shots fired per incident:	3.0
Shots fired per officer per incident:	2.4

**SHOOTING INCIDENTS**

**(Gunfights):**   **6**

Total number of officers who fired:	19
Total number of shots fired:	143
Total number of hits:	21
<b>% Hits:</b>	<b>15%</b>
Shots fired per incident:	23.8
Shots fired per officer per incident:	7.2

**SHOOTING INCIDENTS**

**(Accidental):**   **25**

Total number of officers who fired:	25
Total number of shots fired:	25
Total number of hits:	6
<b>% Hits:</b>	<b>24%</b>
Shots fired per incident:	1
Shots fired per officer per incident:	1

**SHOOTING INCIDENTS**

**(Suicide):**   **7**

Total number of officers who fired:	7
Total number of shots fired:	9
Total number of hits:	8
<b>% Hits:</b>	<b>100%</b>
Shots fired per incident:	1.3
Shots fired per officer per incident:	1.3

**SHOOTING INCIDENTS**

**(Other):**   **2**

Total number of officers who fired:	1
Total number of shots fired:	5
Total number of hits:	3
<b>% Hits:</b>	<b>60%</b>
Shots fired per incident:	2.5
Shots fired per officer per incident:	1.7

**SHOOTING INCIDENTS**

**(Combination of all categories):**             **130**

Total number of officers who fired:	166
Total number of shots fired:	503
Total number of hits:	159
<b>% Hits:</b>	<b>32%</b>
Shots fired per incident:	3.9
Shots fired per officer per incident:	3.0

## 2003 FIREARMS DISCHARGE REPORT

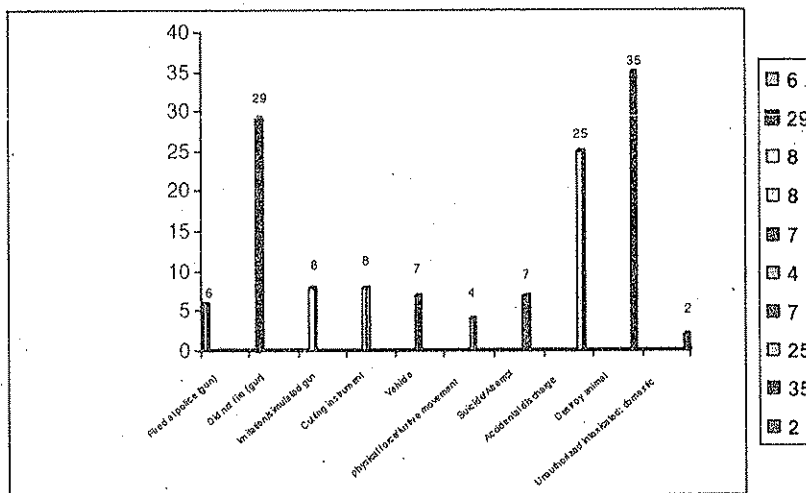
### *2003 Firearms Discharge Incidents*

Subject armed with:		%
Gun, fired at police	6	5%
Gun, fired not at police	0	0%
Gun, did not fire	29	22%
Imitation/simulated gun	8	6%
Cutting instrument	8	6%
Vehicle	7	5%
Other weapon (indicate)	0	0%
Physical force/furtive movement	4	3%
Mistaken Identity	0	0%
Suicide	7	5%
Accidental discharge	25	19%
Destroy animal	35	27%
Unauthorized (intoxicated, domestic)	2	2%

**Total:** **131\*** **100%**

\*one incident involved both a cutting instrument and a dog

2003 Firearms Discharge Incidents



## 2003 FIREARMS DISCHARGE REPORT

### *Gunfights*

*Gunfight defines any incident when the subjects and officers fired their weapons at each other.*

During 2003 there were 6 incidents involving 19 officers where officers and subjects exchanged gunfire, compared to 12 incidents involving 16 officers in 2002, a decrease of 50%.

#### Officer Statistics:

Number of officers who fired: 19  
 Number of shots fired: 143  
 Number of hits: 21  
 % Hits: 15%  
 Shots fired per incident: 23.8  
 Shots per officer: 7.2

Number of officers On duty: 19  
 Number of officers Off duty: 0

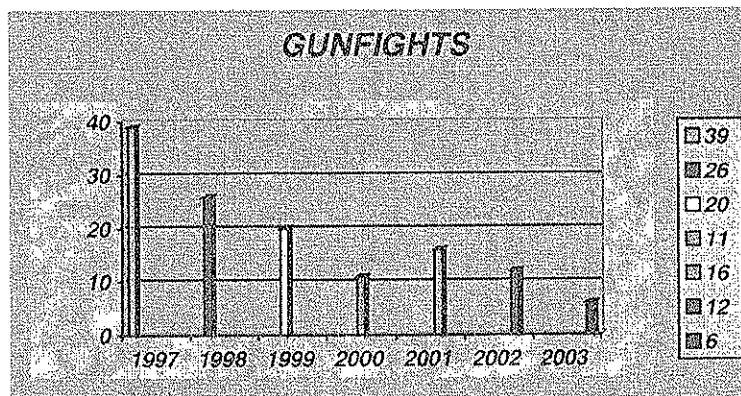
#### Officer Assignment:

RMP 12  
 Foot Patrol 0  
 Anti-Crime 5  
 Buy & Bust 0  
 Investigator 0  
 Tracer 2  
 Off Duty 0  
 Undercover 0  
 ESU 0

#### Subject Statistics:

Number of subjects who fired: 8  
 Number of shots fired by subjects: 19  
 Number of officers shot/injured by subjects: 3  
 Subject hit %: 16%

Number of subjects shot/killed: 2  
 Number of subjects shot/injured: 6



**2003 FIREARMS DISCHARGE REPORT**

**Other Shooting Incidents Involving Subjects**

*Incidents in which officers fired their weapon in defense of themselves or others against subjects who did not return fire.*

During 2003 there were 55 incidents in which 71 officers fired their weapons at subjects as compared to 43 incidents in 2002 in which 54 officers fired their weapons, an increase of 28%. **In 29 of these incidents, subjects pointed firearms at officers.** In 26 incidents, subjects were armed with weapons other than firearms.

*(8-cutting instrument\*t, 7-vehicle, 8-imitation/simulated firearm, 2-tried to disarm\*, 2-furtive movement)*

\*One of these incidents involved both a cutting instrument and an attempt by the subject to disarm the officer.

Number of UMOS who fired: 71  
 Number of shots fired: 223  
 Number of hits: 65  
 % Hits: 29%

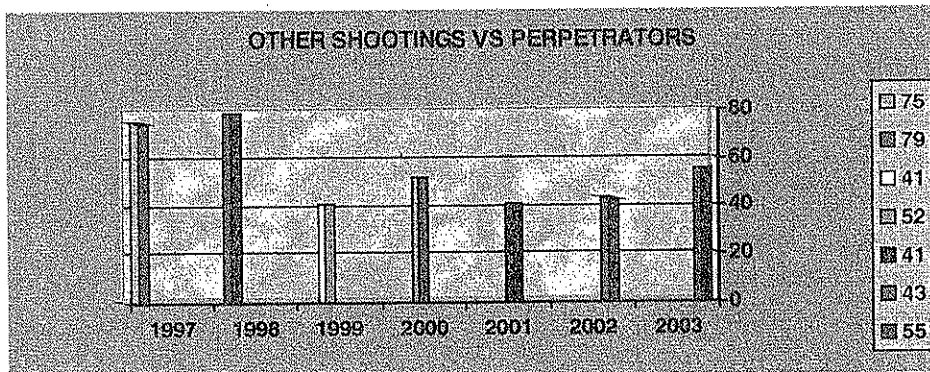
Shots fired per incident: 4.0  
 Shots fired per UMOS: 3.1

**UMOS Assignments**

RMP 35  
 Anti-Crime 6  
 Undercover 7  
 Investigator 10  
 Foot Patrol 1  
 Off Duty 11  
 ESU 0  
 Tracer 1

Number UMOS On duty: 61  
 Number UMOS Off duty: 10

Number of subjects killed: 10  
 Number of subjects shot/injured: 17



**2002 FIREARMS DISCHARGE REPORT**

**DOG RELATED INCIDENTS**

During 2003 there were 35 dog-related incidents in which 43 officers discharged their firearms as compared to 38 incidents in 2002 in which 42 officers discharged their firearms, a decrease of 7.9 %. Eight of these dog related incidents involved two dogs.

**Breed of dogs involved:**

Pit Bull	33
Rottweilers	4
German Shepherds	1
Mixed Breed	2
Other/Unknown	3
 <b>Total</b>	 <b>43</b>

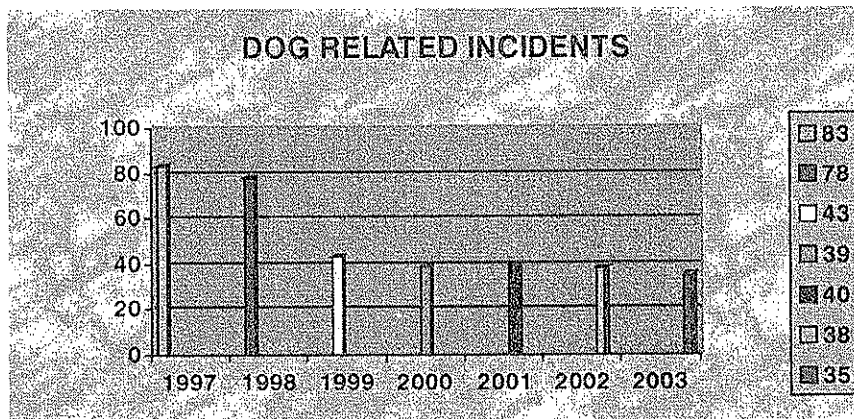
Number of UMOS who fired: 43  
 Number of Shots fired: 104

**Total hits: 56**

**% Hits: 54%**

Dogs injured: 09

Dogs killed: 14



## 2003 FIREARMS DISCHARGE REPORT

### ACCIDENTAL DISCHARGES

During 2003, there were 25 accidental discharge incidents involving 25 officers as compared to 24 incidents in 2002 involving 24 officers. One incident took place in 2002 and went unreported till 2003.

#### REASONS FOR ACCIDENTAL DISCHARGES

Struggling with subjects	10	Handling Weapon	8
Loading / Unloading weapon	1	Falling	1
Cleaning weapon	1	Running	2
Forcing entry	1	Seated in RMP	1

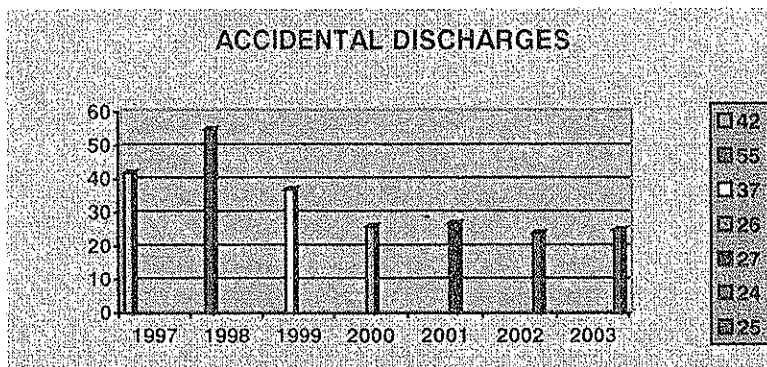
#### NUMBER OF INJURIES SUSTAINED AS A RESULT OF ACCIDENTAL DISCHARGES

Officer shot self/killed	0	Officer shot other Officer/killed	0	Officer shot Civilian/killed	0
Officer shot self/injured	3	Officer shot other Officer/injured	2	Officer shot Civilian/injured	1

#### Type of Weapon Involved in Accidental Discharge

Semi-automatic pistols	22
Revolvers	01
H&K MP-5	02

	Shot Self		Shot Other Officer		Shot Civilian	
	injured	killed	injured	killed	injured	killed
<b>Semi-automatic</b>	2	0	2	0	1	0
<b>Revolver</b>	1	0	0	0	0	0
<b>H&amp;K MP5</b>	0	0	0	0	0	0



## *Gunfight Synopsis*

<i>January 1, 2003</i>	<i>73 Pct.</i>	<i>4X12</i>	<i>STREET</i>
<p>On Wednesday, January 1, 2003 at approximately 0320 hours, a sergeant and two police officers assigned to uniformed Anti-Crime patrol in an unmarked department vehicle observed a male in front of 92 Livonia Avenue discharging a firearm at a white vehicle. The officers exited their vehicle, drew their weapons and confronted the subject. The subject fired at the officers and all three officers returned fire striking the subject. The officers fired a total of 19 rounds. The subject sustained gunshot wounds to his torso and both legs. The subject was removed to Brookdale Hospital where he was pronounced D.O.A. A defaced Beretta, model 92FS was recovered from the subject. The officers were not injured. Two civilians suffered non-fatal injuries due to subject gunfire during this incident.</p>			

<i>February 8, 2003</i>	<i>106 Pct.</i>	<i>8X4</i>	<i>STREET</i>
<p>On Saturday, February 8, 2003 at approximately 1120 hours, on Bay Parkway at intersection with Shore Parkway, officers observed a vehicle accident (leaving the scene). The civilian complainant informed the officers that the male in the fleeing vehicle had just robbed him. Officers followed the vehicle onto the Belt Parkway and initiated a controlled pursuit. An officer from the Highway Patrol joined the pursuit as the second vehicle. The pursuit ended when the subject's vehicle struck a guardrail and came to a halt. The officer from the Highway Patrol approached the subject at which time the subject produced a handgun and fired two rounds at the officer. The Highway Patrol officer fired 5 rounds at the subject. At the same time, the other pursuit vehicle arrived at the scene and one of the officers discharged his weapon 16 times at the subject. The subject was struck once in the right leg and also received a grazing wound to the shoulder. A Star Interarms 9mm semi-automatic pistol was recovered at the scene. There were no reported injuries to civilians or officers.</p>			

**2003 FIREARMS DISCHARGE REPORT**

*May 22, 2003*

*77 Pct.*

*12X8*

*STREET*

On Thursday, May 22, 2003 at approximately 0013 hours, at the intersection of Carlton Avenue and Pacific Street, in the confines of the 77 Pct., plainclothes officers assigned to the precinct Anti-Crime unit confronted a suspicious male in a robbery prone location. The male began acting agitated and made repeated movements towards his rear waistband. Both officers grabbed the male and a black .40 caliber pistol fell from the subject's rear waistband to the ground. The struggle ended up on the sidewalk at which time one of the officers was struck more than once on his body armor (Vest Save) which was fired from a second gun the subject had in his front waistband. As this happened, the officer retrieved the subject's gun that had fallen to the ground and discharged this weapon 7 times at the subject striking him multiple times. The officers injuries were not life threatening.

*June 14, 2003*

*90 Pct.*

*4X12*

*ROOF*

On Saturday, June 14 2003 at approximately 2152 hours, on the roof of 222 Ten Eyck Walk, between Humbolt Street and Bushwick Avenue, in the confines of the 90 Pct., officers from the 90 Pct. and the 75 Pct. were directed to the address by a complainant who had been the victim of a gunpoint robbery. The officers informed the radio dispatcher that they were commencing a vertical patrol at this address at which time backup units arrived. The officers conducted a thorough inspection of the building and did not find the subject. The complainant, who remained in the street outside the building, informed the officers that he saw the subject looking over the side of the building from the roof. The officers returned to the roof of the location at which time the subject discharged his weapon three times at the officers. Four officers fired a total of 24 rounds striking the subject 5 times causing injuries only.

*October 29, 2003*

*75 Pct.*

*4X12*

*STREET*

On Wednesday October 29, 2003, at approximately 2029 hours, starting at the intersection of Jerome Street and Belmont Avenue in the confines of the 75 Pct., 7 officers discharged their service weapons a total of 61 times at 3 armed subjects wanted in connection with an armed robbery that had occurred within the confines of the 67 Pct. The subjects had fired their weapons and struck two officers. One officer was hit 3 times; once in the chest (Vest Save), once in the torso and once in the arm. The other officer was struck once in the arm. Both officers suffered non-life threatening injuries. All three subjects were struck by gunfire; one subject expired at the scene by an undetermined amount of rounds. Another subject was struck two times and the third subject was also struck two times both causing non-life threatening injuries. There were two firearms recovered at the scene.

**2003 FIREARMS DISCHARGE REPORT**

*December 24, 2003*

*46 Pct.*

*12X8*

*STREET*

On Wednesday, December 24, 2003, at approximately 0001 hours, in the vicinity of 176 Street and Monroe Avenue, in the confines of the 46 Pct., 2 officers were approached by a complainant stating that a male had just put a gun to his head. The officers took a detailed description and began to canvass for the subject. The officers observed 2 males who fit the description. After the officers approached the males a struggle ensued with one of the males at which time one of the officers stated that the subject had a gun. The subject fired at the officers and the officers returned fire discharging their weapons a total of eleven times. The subject was struck one time causing a non-life threatening injury.

2003 FIREARMS DISCHARGE REPORT

***Two Officers were Shot and Killed in the  
Line of Duty in 2003.***

*March 3, 2003*

*120 Pct.*

*4X12*

*STREET*

On Monday, March 3, 2003 at approximately 2000 hours, on the corner of St. Paul's Avenue and Hannah Street in the confines of the 120 Pct., two undercover officers were fatally shot one time each in the head execution style during an undercover operation to purchase firearms.

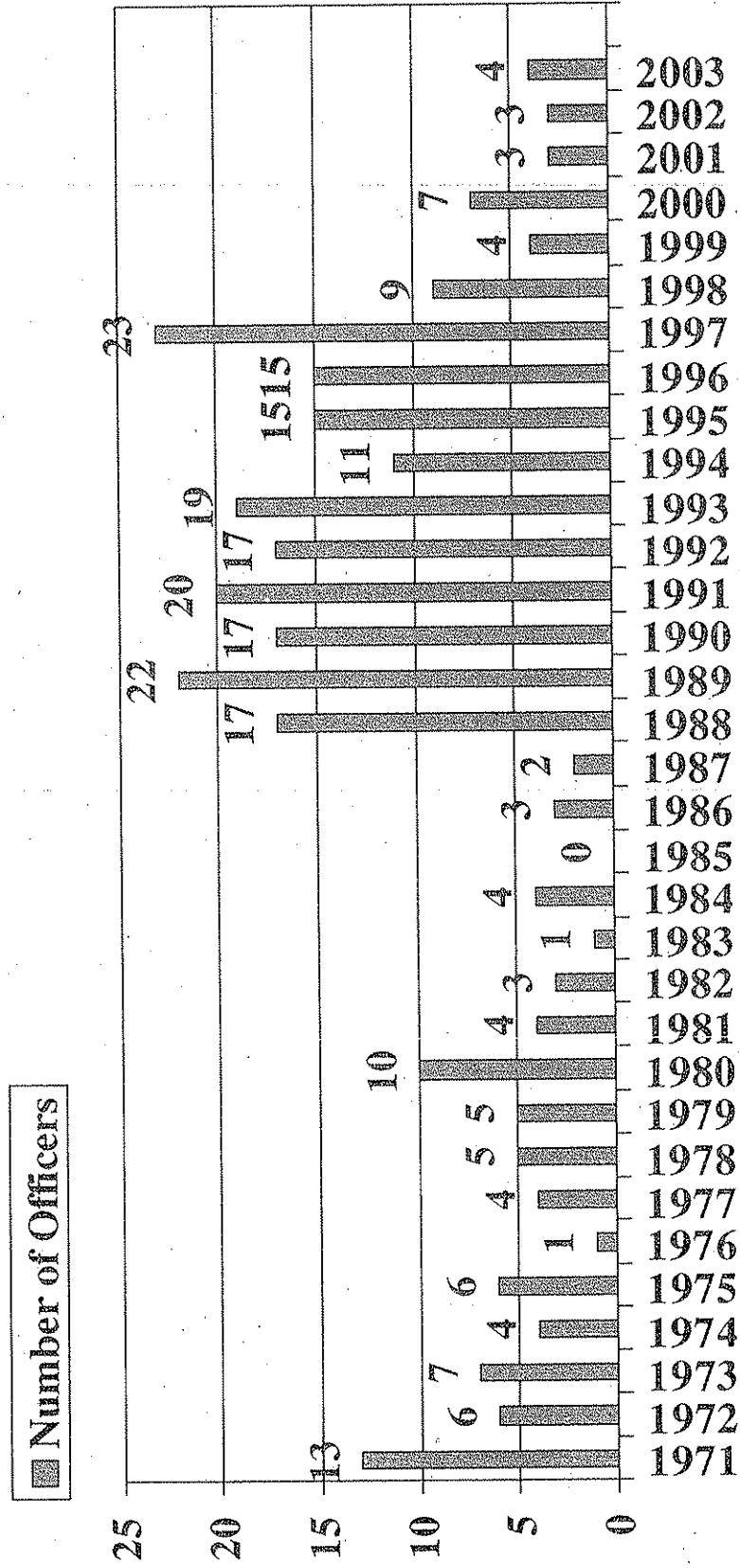
**2003 FIREARMS DISCHARGE REPORT**

***Analysis of Shots Fired by Officers.***  
***2003***


<b>Incident</b>	<b>Total # Incidents</b>	<b>Total # Officers Who fired</b>	<b>Total # Shots Fired</b>	<b>Total # Hits</b>	<b>% Hits</b>	<b># Shots Per Incident</b>	<b># Shots Per Officer</b>
Gunfights	6	19	143	21	15%	23.8	7.2
Other Shootings Vs. Subjects	55	71	223	65	29%	4.0	3.1
Against Dogs	35	43	104	56	54%	3.0	2.4
Mistaken I.D.	0	0	0	0	0	0	0
<b>Sub-Total:</b>	<b>96</b>	<b>133</b>	<b>470</b>	<b>142</b>	<b>30%</b>	<b>10.3</b>	<b>4.2</b>
Others*	2	1	5	3			
Attempted Suicide	0	0	0	0			
Suicide	7	7	8	8			
Accidental Discharges	25	25	25	6			
<b>Total:</b>	<b>130</b>	<b>166</b>					

\*Others: includes domestic incidents, intoxicated, etc.


# Officers Shot and Killed By Subjects 1971 - 2003




# Officers Shot and Injured By Subjects 1971 - 2003




# Subjects Shot and Killed by Officers 1971 - 2003



# Subjects Shot and Wounded by Officers 1971 - 2003



# Shooting Incidents 1971 - 2003



# Number of Shots Fired by Uniformed Members of the Service 1971 - 2003

