


# Police Academy

## Firearms and Tactics Section

### 2002

## *Firearms Discharge Report*



**Prepared by:**

***Steven J. Silks***

***INSPECTOR***

*Commanding Officer*

*Firearms and Tactics Section*

**2002**

***Firearms Discharge Report***

---

© No portion of this material may be reproduced without the written permission of the Deputy Commissioner, Training.

## **Table of Contents**

	Page
<b>Introduction</b>	4
<b>Glossary of Terms</b>	5
<b>Comparison of Shooting Incidents 2001-2002</b>	6
<b>Statistical Summaries</b>	
Firearms Incidents	7
Number of Incidents by Day of Week	7
Number of Incidents by Tour	7
Number of Incidents by Borough	7
Number of Incidents by Precinct of Occurrence	8
Number of Officers Involved	9
Officer Duty Status	9
Number of Incidents Occurring Indoors/Outdoors	9
Officer Accuracy at Distance Fired	9
(Gunfights, other shootings vs. subjects and against dogs)	9
<b>Officers Statistics</b>	10
<b>Shooting Incidents</b>	
Gunfights	11
Other Shooting Incidents Involving Subjects	12
Dog Related Incidents	13
Accidental Discharges	14
<b>Gunfight Synopsis</b>	15 - 18
<b>Officers Killed in the Line of Duty</b>	19
<b>Analysis of Shots Fired by Officers in 2002</b>	20
<b>Graphs</b>	
Officers Shot and Killed by Subjects 1970-2002	21
Officers Shot and Injured by Officers 1970-2002	22
Subjects Shot and Killed by Officers 1970-2002	23
Subjects Shot and Wounded by Officers 1970-2002	24
Shooting Incidents 1988-2002	25
Number of Shots Fired by Officers 1988-2002	26

## INTRODUCTION

This document is a statistical summary of the most violent encounters between New York City police officers and members of the public during 2002. It was compiled and prepared by our Firearms and Tactics Section from reports filed by officers involved in these incidents. *The Range*, as the Section is known throughout the NYPD, uses the data to analyze our officer's experiences, so that training may be based directly on the lessons of the streets. This process results in constant refinement of training, and assures that officers are prepared to do their dangerous work skillfully and with as little risk as possible to the public, including offenders, and to themselves.

This report involves unpleasant business, but the general trends it describes are positive. During 2002, the number of incidents in which officers discharged firearms declined by 13 percent from 2001 (from 136 to 119). Gunfights, in which officers and subjects exchange shots, decreased by 25 percent (from 16 to 12). The number of shots fired by officers fell by nearly a quarter (from 499 to 386). We are thankful that, for the fourth consecutive year, none of our officers was killed during confrontations with the public in 2002, and that the number of suspects who were shot by NYPD officers remained low. Despite the gory images of television and movie policing, the figures in this report show that, on average, *a fatal police shooting occurs in New York City once in every 3,000 officer-years of service*. Given our officers' extraordinary efforts and success in fighting crime and violence, this is a tremendous accomplishment-but the Range is always working to shrink these numbers even further.

The great restraint our officers show while chasing down the most violent and dangerous offenders is due, in no small measure, to the training they receive from the people who prepared this report. The historic trends shown here on pages 21-26 illustrate clearly how the work of the Range has helped to produce a kinder and gentler version of policing over the same years in which the NYPD has enjoyed unparalleled crime-fighting success. Certainly, the Range must be counted among the Nation's most successful and effective police units.

I am extremely proud of my association with the NYPD and with the Range. As all New Yorkers should be, I also am very grateful for its staff's contribution to the high quality, highly productive, and extremely humane policing this City has long enjoyed.

James J. Fyfe, Ph.D.  
Deputy Commissioner, Training

***GLOSSARY OF TERMS***

<b>Firearms Incident (Shootings)</b>	Any incident during which an officer fired his or her weapon for any reason.
<b>Subject</b>	The other party or parties to shootings and other confrontations described in this report.
<b>Defense of Self/Others</b>	Any incident whereby one or more officers fired weapons to defend themselves or others against unlawful force. Includes gunfights and other shootings of persons attacking officers and others.
<b>Gunfight</b>	Any incident during which both the offender and officers fired their weapons; an exchange of gunfire.
<b>Other shootings Vs. Subjects</b>	Any incident in which officers fired weapons in defense of themselves or others at subjects who did not return fire.
<b>FDR</b>	Firearms Discharge Report. Source document used to compile statistical information for inclusion in this report.
<b>Officer</b>	A uniformed Member of the NY <del>Y</del> PD, at any rank.

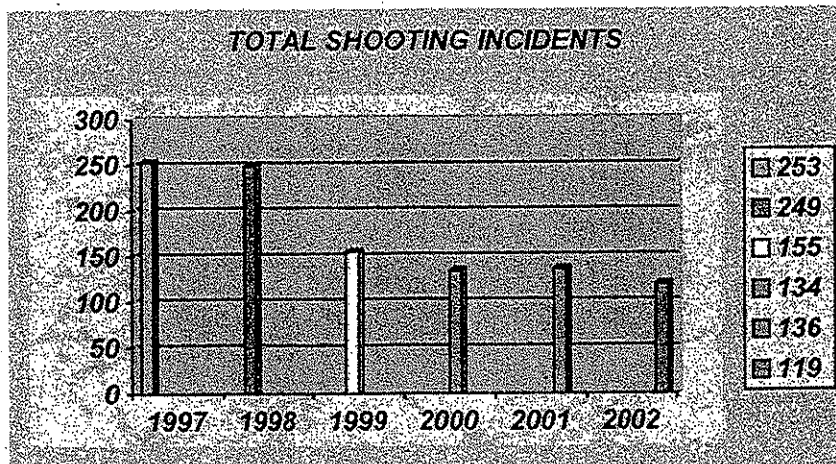
## 2002 FIREARMS DISCHARGE REPORT

### *Comparison Of Shooting Incidents: 2001 - 2002*

The Firearms Discharge Report is broken down into several main categories: (1) **GUNFIGHTS** - when officer(s) and offender(s) fire at each other; (2) **OTHER SHOOTINGS vs. Subjects** - when an officer(s) fires in defense of themselves or another against a perpetrator(s) and the perpetrator(s) does not return fire; (3) **AGAINST DOGS**; and (4) **ACCIDENTAL DISCHARGES** - when an officer unintentionally discharges a firearm. These incidents are examined to identify dangerous conditions and to develop preventive measures.

During 2002, a total of 119 Firearms Discharge Reports were prepared, as compared to 136 in the year 2001.

	<u>2002</u>	<u>2001</u>	
<b>Total # incidents</b>	119	136	-13%
Total # shots fired	386	499	-23 %
<b>Gunfights</b>	12	16	-25%
Total # shots fired	93	188	-151 %
Total # hits	17	45	-62%
Hit potential	18%	24%	
<b>Other Shootings vs. Subjects</b>	43	41	+5%
Total # shots fired	189	119	+59%
Total # hits	48	37	+30%
Hit potential	25%	31%	
<b>Against Dogs</b>	38	40	-5%
Total # shots fired	78	130	-40%
Total # hits	48	47	+70%
Hit potential	62%	36%	



**2002 FIREARMS DISCHARGE REPORT**

**Statistical Summaries**

**TOTAL NUMBER OF INCIDENTS:**

**Firearms Incidents:**

Accidental Discharges	24
Gunfights	12
Other shootings Vs Subjects	43
Dogs	38
Mistaken Identity	00
OTHERS: Intoxicated, Domestic, etc.	00
Suicide	02

**TOTAL: 119**

**NUMBER OF INCIDENTS BY DAY**

Sunday	16
Monday	17
Tuesday	20
Wednesday	16
Thursday	21
Friday	18
Saturday	11

**TOTAL: 119**

**NUMBER OF INCIDENTS BY TOUR**

0001 - 0800	32
0801 - 1600	30
1601 - 2400	40
Off-Duty	17

**TOTAL: 119**

**NUMBER OF INCIDENTS BY BOROUGH:**

Manhattan South	06
Manhattan North	11
Bronx	31
Brooklyn South	22
Brooklyn North	21
Queens South	12
Queens North	05
Staten Island	06
Outside City	05

**TOTAL: 119**

**NUMBER OF INCIDENTS BY MONTH**

January	16
February	06
March	08
April	14
May	05
June	05
July	11
August	15
September	14
October	10
November	06
December	09

**TOTAL: 119**

**NUMBER OF INCIDENTS BY PRECINCT OF OCCURRENCE:**

<b><u>MANHATTAN SOUTH</u></b>	<b><u>06</u></b>	<b><u>BKOOKLYN SOUTH</u></b>	<b><u>22</u></b>
001	00	060	02
005	01	061	00
006	00	062	01
007	00	063	03
009	02	066	01
010	00	067	04
013	00	068	01
M.T.S.	02	069	01
017	00	070	01
M.T.N.	01	071	06
019	00	072	00
		076	02
		078	00
<b><u>MANHATTAN NORTH</u></b>	<b><u>11</u></b>	<b><u>BKOOKLYN NORTH</u></b>	<b><u>21</u></b>
019	00	073	04
020	00	075	05
023	00	077	03
024	00	079	03
025	01	081	02
026	02	083	02
028	02	084	00
030	03	088	02
032	00	090	00
033	03	094	00
034	00		00
C.P.P.	00		00
<b><u>BRONX</u></b>	<b><u>31</u></b>	<b><u>QUEENS SOUTH</u></b>	<b><u>12</u></b>
040	04	100	00
041	03	101	03
042	01	102	01
043	05	103	03
044	04	105	00
045	03	106	02
046	01	107	02
047	04	113	01
048	02		
049	00	<b><u>QUEENS NORTH</u></b>	<b><u>05</u></b>
050	00	104	01
052	04	108	00
		109	00
		110	01
		111	00
		112	02
<b><u>OUTSIDE CITY</u></b>	<b><u>05</u></b>	114	00
Nassau County	02	115	01
Suffolk County	01		
Westchester County	01	<b><u>STATEN ISLAND</u></b>	<b><u>06</u></b>
Orange County	01	120	06
		122	00
		123	00

**2002 FIREARMS DISCHARGE REPORT**

**Officer Statistics**

**NUMBER OF OFFICERS INVOLVED:     138**

Captains	0
Lieutenants	2
Sergeants	24
Detectives	33
Police Officers	78
Probationary Police Officers	01

**OFFICER'S DUTY STATUS AND ATTIRE**

On duty in uniform:	61	44 %
On duty in civilian attire:	58	42 %
Off duty	19	14 %

**NUMBER OF INCIDENTS OUTDOORS:     70**

**NUMBER OF INCIDENTS INDOORS:     49**

**OFFICERS' ACCURACY AT DISTANCE FIRED:**

**(Gunfights, other shootings against subjects and dogs)**

	<u># UMOS</u>	<u># SHOTS</u>	<u># HITS</u>	<u>HIT POTENTIAL</u>
00 - 02 YDS.	56	138	59	43%
03 - 07 YDS.	18	91	20	22%
08 - 15 YDS.	07	25	05	20%
16 - 25 YDS.	00	00	00	00%
Over 25 YDS.	02	03	00	00%
Not Stated	29	103	29	28%
<b>Total</b>	<b>112</b>	<b>360</b>	<b>113</b>	<b>31%</b>

**2002 FIREARMS DISCHARGE REPORT**

**Officers Statistics**

**WEAPONS USED BY OFFICERS IN SHOOTING INCIDENTS**

Revolvers.....	5	MP5.....	4
Semi automatic pistols .....	132	Mini 14.....	1

**SHOOTING INCIDENTS**

**(Defense of Self/Others): 43**

Total number of officers who fired: 55

Total number of shots fired: 189

Total number of hits: 48

**Hit Potential: 25%**

Shots fired per incident: 4.4

Shots fired per officer per incident: 3.4

**SHOOTING INCIDENTS**

**(Gunfights): 12**

Total number of officers who fired: 15

Total number of shots fired: 93

Total number of hits: 17

**Hit Potential: 18%**

Shots fired per incident: 7.8

Shots fired per officer per incident: 6.2

**SHOOTING INCIDENTS**

**(Dogs): 38**

Total number of officers who fired: 42

Total number of shots fired: 78

Total number of hits: 48

**Hit Potential: 62%**

Shots fired per incident: 2.1

Shots fired per officer per incident: 1.9

**SHOOTING INCIDENTS**

**(Combination of all three categories): 93**

Total number of officers who fired: 112

Total number of shots fired: 360

Total number of hits: 113

**Hit Potential: 31%**

Shots fired per incident: 3.9

Shots fired per officer per incident: 3.2

**2002 FIREARMS DISCHARGE REPORT**

***DEFENSE OF SELF/OTHERS***

Incidents in which officers fired their weapons to defend themselves or others against subjects.

***Gunfights***

*Gunfight defines any incident when the subjects and officer fired their weapons at each other.*

During 2002 there were 12 incidents where officers and subjects exchanged gunfire, compared to 16 in 2001, a decrease of 25%.

**Officer Statistics:**

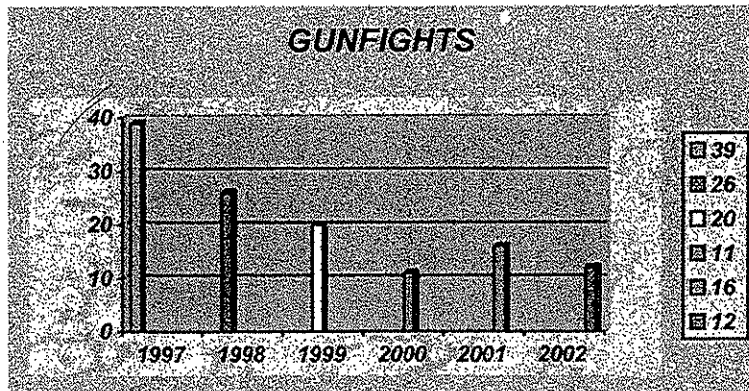
Number of officers who fired: 15  
 Number of shots fired: 93  
 Number of hits: 17  
**Hit Potential: 18%**  
 Shots fired per incident: 7.8  
 Shots per officer: 6.2  
 Number of officers On-duty: 14  
 Number of officers Off-duty: 1

**Officer Assignments:**

RMP 1  
 Foot Patrol 1  
 Anti-Crime 6  
 Buy & Bust 0  
 Investigator 1  
 Tracer 0  
 Off Duty 1  
 Undercover 4  
 ESU 1

**Subject Statistics:**

Number of subjects who fired: 14  
 Number of shots fired by subjects: 34  
 Number of officers shot/injured by subjects: 3  
 Subject hit potential: 9%  
 Number of subjects shot/killed: 1  
 Number of subjects shot/injured: 11



**2002 FIREARMS DISCHARGE REPORT**

**Other Shooting Incidents Involving Subjects**

*Incident in which officers fired their weapons in defense of themselves or others against subjects who did not return fire.*

During 2002 there were 43 incidents in which officers fired their weapons at subjects as compared to 41 in 2001, an increase of 5%. *In 28 of these incidents, subjects pointed firearms at officers. In 15 incidents, subjects were armed with weapons other than firearms.*

*(8- knife, 5-assault, 1-vehicle, 1 imitation pistol)*

Number of officers who fired: 55  
 Number of shots fired: 189  
 Number of hits: 48

**Hit Potential: 25%**

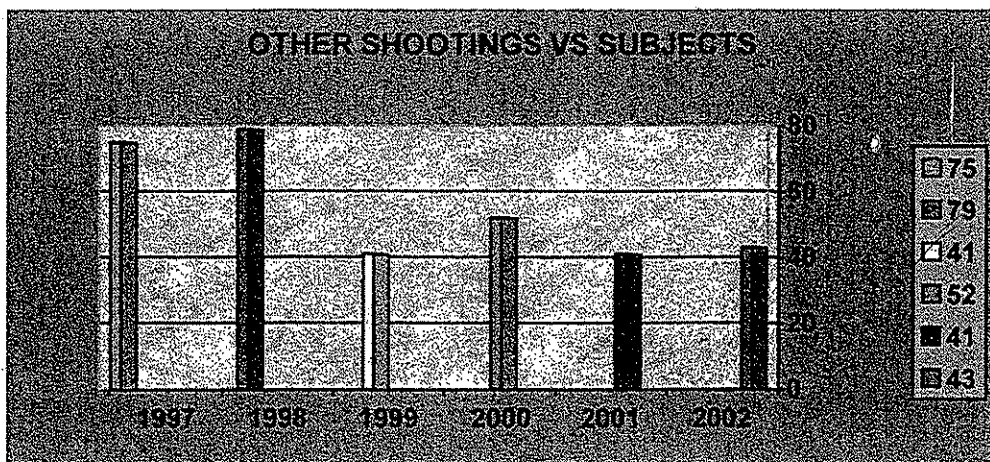
Shots fired per incident: 4.4  
 Shots fired per officer: 3.4

**Officer Assignments**

RMP 12  
 Anti-Crime 15  
 Undercover 4  
 Investigator 11  
 Warrant 0  
 Off Duty 8  
 ESU 4  
 Tracer 1

Number of officers On-duty: 47  
 Number of officers Off-duty: 8

Number of subjects killed: 12  
 Number of subjects shot/injured: 13





**2002 FIREARMS DISCHARGE REPORT**

**ACCIDENTAL DISCHARGES**

During 2002, there were 24 accidental discharge incidents as compared to 27 in 2001, a decrease of 11%.

**REASONS FOR ACCIDENTAL DISCHARGES**

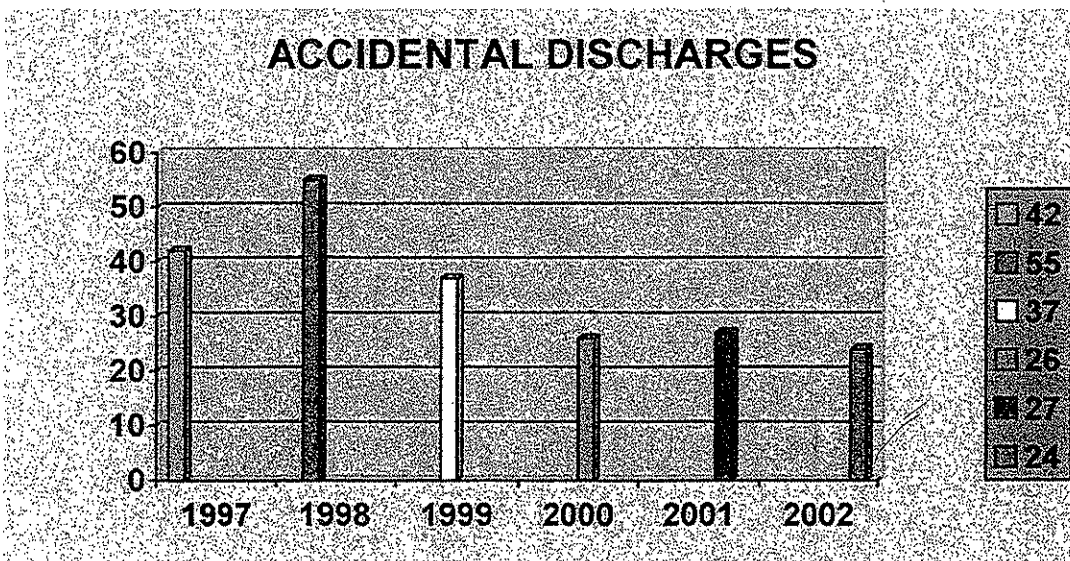
Struggling with subjectss	2	Handling Weapon	13
Loading / Unloading weapon	0	Falling	3
Cleaning weapon	4	Forcing entry	2

**NUMBER OF INJURIES SUSTAINED AS A RESULT OF ACCIDENTAL DISCHARGES**

Officers shot self/killed	0	Officer shot other Officer/killed	0	Officer shot Civilian/killed	0
Officers shot self/injured	6	Officer shot other Officer/injured	1	Officer shot Civilian/injured	1

**Type of Weapon Involved in Accidental Discharge**

Semi-automatic pistols	22
Revolvers	01
Heckler and Koch MP-5	01



2002 FIREARMS DISCHARGE ASSAULT REPORT

*Gunfight Synopsis*

January 01, 2002

113 Pct

12X8

Street

On Tuesday, January 01, 2002, at approximately 0004 hours, in the common driveway in the rear of 118-30 154 Street. An on-duty police officer, assigned to 113 anti-crime unit, while on surveillance in regards to auto larceny heard gunshots. The officer, accompanied by other officers, advanced toward the sound of gunfire. The officer observed a male discharge a silver revolver. The officer stated "Police Don't Move". The subject discharged a second round in the direction of the officer. The officer discharged his authorized 9 mm Sig-Sauer semi-auto pistol, a total of six (6) times at the subject striking him two times. A silver Arminius .357 magnum revolver was recovered at the scene. There were serious injuries to the subject as a result of this discharge.

January 01, 2002

73 Pct.

12X8

Street

On Tuesday January 01, 2002 at approximately 0004 hours. in front of 301 Sutter Avenue (Langston Hughes Houses) a sergeant and police officer assigned to Street Crime observed a group of males discharging firearms in the air. The officers took cover and identified themselves at which time the males fired at the officers. The officers returned fire and a foot pursuit ensued. The officers were again fired upon by the subjects and returned fire striking one subject one time. Three subjects were arrested as a result of this incident. One subject's firearm was recovered: Smith and Wesson model 26 five shot 38 cal revolver.

March 8, 2002

81 Pct.

12X8

Inside

On Friday, March 8, 2002 at approximately. 0025 hours, on-duty plainclothes detectives assigned to the Brooklyn North gang unit, while on routine patrol in an unmarked auto observed a suspicious male enter a store located at 308 Patchen Avenue. The officers followed the subject into the store at which time they heard a gunshot. The officer observed the male with a firearm in his hand and discharged one (1) round from his Glock model 19 9mm pistol at the armed subject. The subject discharged one (1) round from a Smith and Wesson revolver and struck himself in the right leg causing minor injury. There was minor property damage to a food display case caused by the round fired by the officer. A Smith & Wesson Model 10 was recovered at the scene.

## 2002 FIREARMS DISCHARGE REPORT

*April 26, 2002*

63 Pct.

4X12

STREET

At approximately, 1936 hours on Friday April 26, 2002, in the rear of 626 East 57<sup>th</sup> Street, a police officer, while on duty and in uniform, was assigned to safeguard a stolen auto from an earlier arrest. An armed subject then entered the location and discharged seven (7) .45 caliber rounds at him. The officer was struck one (1) time in the left side torso below his bullet resistant vest causing serious injury. The officer then discharged three (3) rounds from his authorized 9 mm service weapon at the subject. The officer's rounds did not hit the subject. The subject's firearm, a .45 cal Firestar semiautomatic pistol was recovered. There was property damage to various vehicles and a garage door as a result of this incident.

*May 22, 2002*

73Pct.

1600X1200

Inside

On Wednesday May 22, 2002 at approximately 2147 hours, inside the 6th floor hallway of 301 Sutter Ave, undercover officers assigned to the OCCB Firearms Investigation Division were attempting to conduct a firearms buy operation. The subjects went to retrieve the guns, however when they returned they began firing at the undercover officers, striking one of the officers in the hand and forearm. The officers returned fire. Three (3) of the subjects suffered non-fatal gunshot wounds and were apprehended. Another male was apprehended uninjured. Yet another subject fled and is being sought. One (1) of the suspect's weapons, a Tanfolio 9 mm semiautomatic pistol was recovered. Minor property damage to walls was sustained.

*June 14, 2002*

77 PCT.

1600X1200

STREET

On Friday, June 14, 2002, at approximately 1924 hours, an off duty police officer observed two males engaging in a gunfight at the corner of Franklin Avenue and Bergen Street in the confines of the 77 Precinct. After calling 911 for assistance, the officer took cover behind a parked auto, identified himself as a police officer, at which time one of the subjects discharged his firearm at the officer. The officer fired five (5) shots from his firearm striking the subject in the head and shoulder. One Ruger 40 caliber semiautomatic pistol was recovered from the subject. One (1) un-apprehended subject fled the scene. Minor property damage to window and wall was sustained.

## 2002 FIREARMS DISCHARGE REPORT

*June 16, 2002*

9 Pct.

12X8

Inside

On Sunday, June 16, 2002 at approximately 0248 hours, a police officer assigned to the Emergency Service Unit responded to a signal 10-13 "Officer Needs Assistance" at the Veloce Bar located at 175 2nd Avenue. The officer encountered a subject who had shot three people and had taken hostages inside of this location. The officer discharged one round from his authorized service weapon after being fired upon by the armed subject. The round struck the subject causing a non-life threatening wound to the left side of the head. During the course of this hostage situation the subject fired shots in the direction of the responding officers, no members of the service were injured. A Lorcin .380 caliber pistol, a Davis industries .22 caliber derringer, a Ruger .22 caliber rifle and a machete were recovered at the scene.

*September 14, 2002*

88 Pct.

4X12

STREET

On Saturday September 14, 2002, at approx. 2127 hours, three officers assigned to the Brooklyn North Targeted Offender Program while on patrol in the vicinity of 48 Monument Walk in the confines of the Ingersoll houses observed a suspicious male walking on the street bumping into pedestrians. The officers stopped the suspicious male who became agitated and ran from the officers. The officers pursued the suspect on foot at which time the suspect stopped, turned, assumed a shooting stance and fired a handgun at the officers. The officers discharged their weapons five (5), three (3) and one (1) times respectively at the armed subject. The subject was apprehended and a loaded Glock 9 mm firearm was recovered at the scene. No injuries were sustained. However there was minor property damage.

*September 20, 2002*

40 Pct.

8X4

Transit

On Friday September 20, 2002, at approximately 1035 hours on the north bound platform of the subway station located at east 149<sup>th</sup> Street and 3<sup>rd</sup> Avenue in the Bronx, A uniformed officer assigned to Transit District 12, observed a male evade the toll by jumping the turnstile. When the officer attempted to arrest the offender the subject resisted arrest and gained control of the officer's firearm. The subject then fired one round at a second officer who was responding to assist in the arrest. The second officer returned fire and struck the subject two (2) times once in the right side of his torso and once in his lower leg (non-fatal). In addition, there was minor property damage to the tile walls of the train station.

## 2002 FIREARMS DISCHARGE REPORT

*October 6, 2002*

70 Pct.

12X8

Inside

At approximately 0030 hours Sunday October 6, 2002, in the basement of 505 Ocean Avenue, police officers were responding to a report of shot fired when they observed a male with a gun attempt to flee out of a window. As the officer struggled with the subject, the offender gained control of the officer's firearm and shot him with it one time in the forearm. The bullet passed through the officer's arm and was stopped by his bullet resistant vest. A loaded .380 caliber pistol was recovered outside the window. The subject succeeded in fleeing the scene but was apprehended a short time later at Caledonia Hospital where he had sought medical attention for a gunshot wound to the right shoulder.

*November 30, 2002*

106 Pct.

12X8

Outside

On Saturday November 30, 2002 at approximately 1600 hours, undercover officers were conducting a case buy inside a barbershop located at 111-49 Lefferts Blvd when an undercover (ghost) outside observed two males in a dispute. One of the males drew a pistol and discharged one round at the other male. The ghost identified himself as a police officer at which time the subject fired several rounds from a 45-caliber pistol. The officer returned fire and after a brief foot chase the subject was arrested and his firearm was recovered. Neither the officer nor the subject were injured by gunfire.

*December 8, 2002*

110 Pct.

4X12

Outside

On Sunday December 8, 2002 at 2257 hours, at 40-13 103 Street, Members of the Queens Gang Unit were conducting gang surveillance. The officers observed a male discharge a firearm at the location. As the officers exited their vehicle they observed a second and third male struggling over possession of a firearm. A gunfight ensued with a member of the service, resulting in one (1) subject D.O.A, shot by police and one (1) injured shot by other subject. A Ruger .22 Caliber semi-automatic was recovered at the scene. No injuries to police officers resulted.

***No Officers were Shot and Killed in the Line  
of Duty in 2002.***

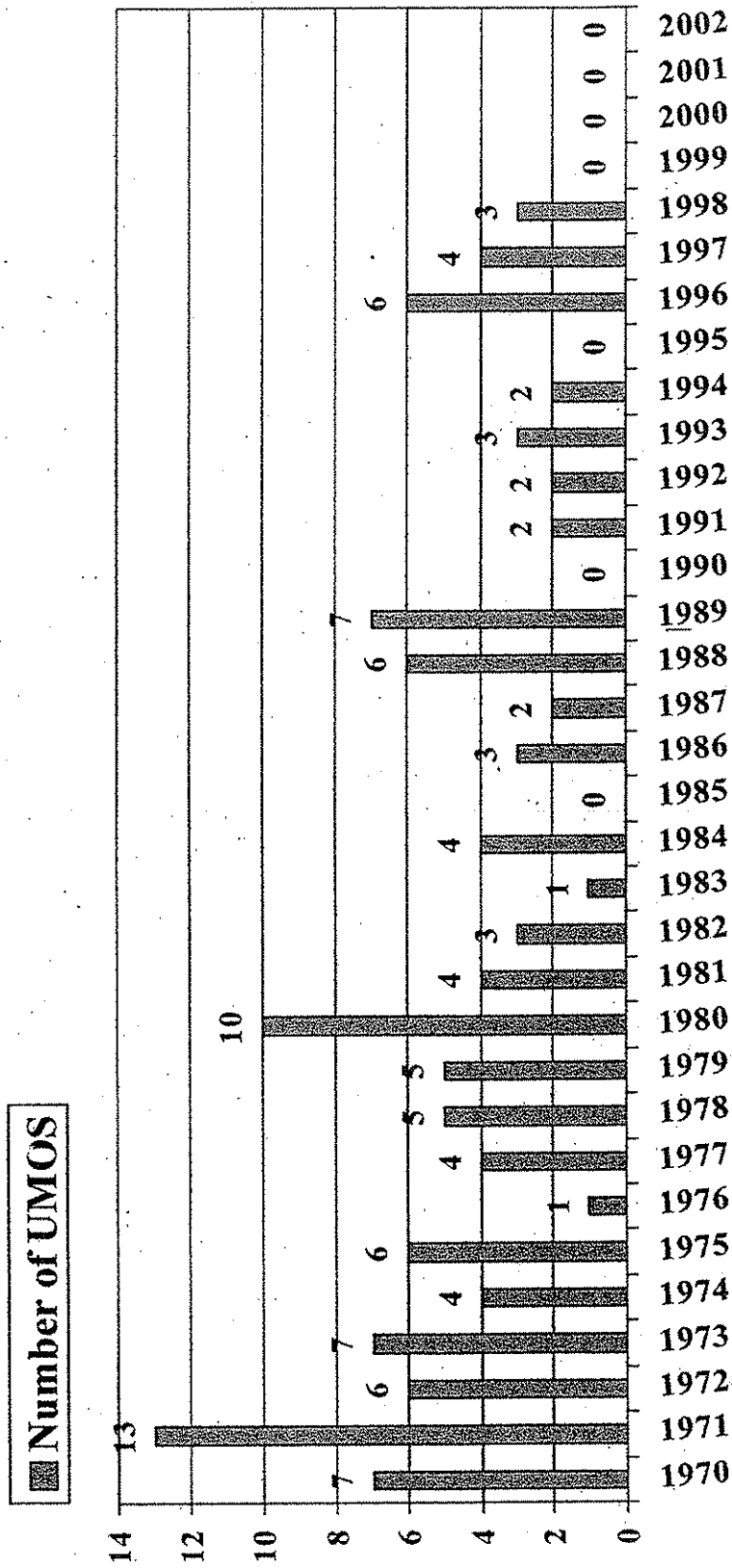
<b>2002 FIREARMS DISCHARGE REPORT</b>
---------------------------------------

**Analysis of Shots Fired by Officers**  
**2002**

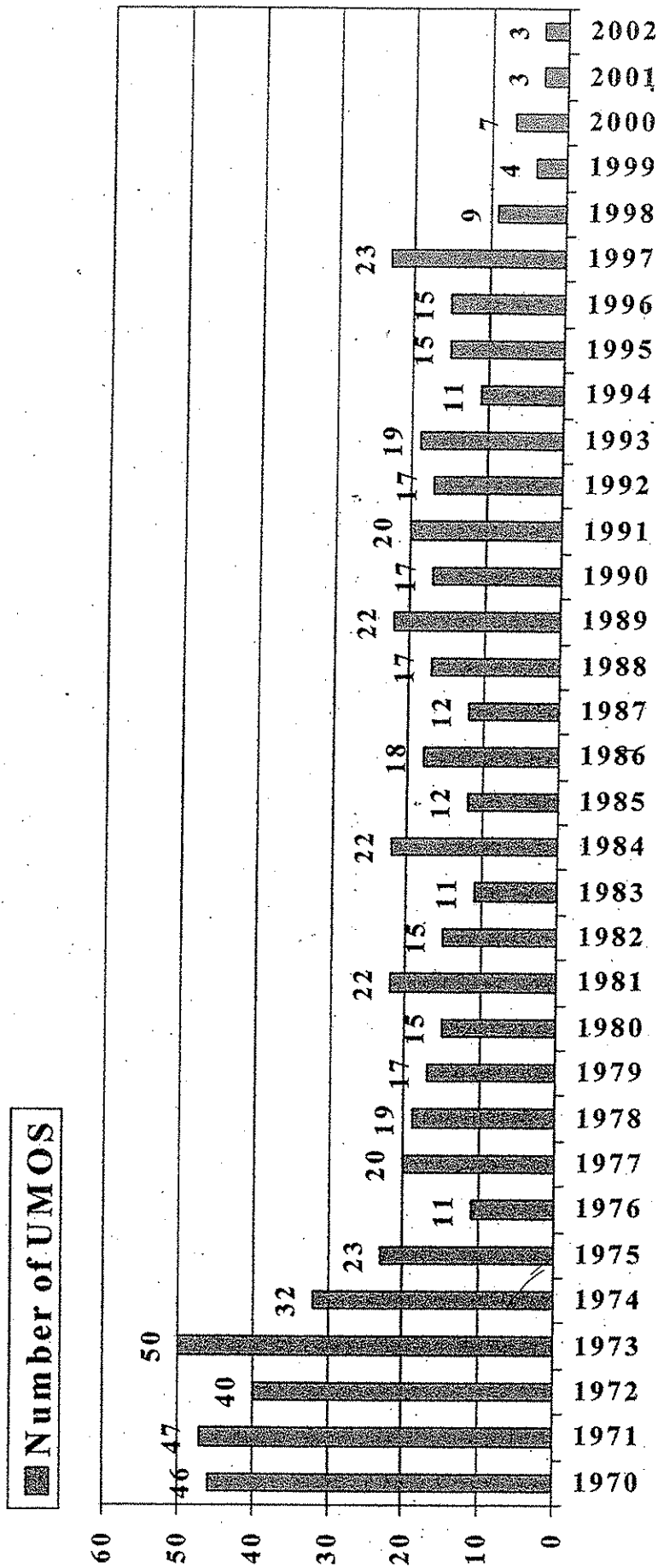
<b>Incident</b>	<b>Total # Incidents</b>	<b>Total # Officers Who fired</b>	<b>Total # Shots Fired</b>	<b>Total # Hits</b>	<b>Hit Potential</b>	<b># Shots Per Incident</b>	<b># Shots Per Officer</b>
Gunfights	12	15	93	17	18%	7.8	6.2
Other Shootings Vs. Subjects	43	55	189	48	25%	4.4	3.4
Against Dogs	38	42	78	48	62%	2.1	1.9
Mistaken I.D.	0	0	0	0	0	0	0
<b>Sub-Total:</b>	<b>93</b>	<b>112</b>	<b>360</b>	<b>113</b>	<b>31%</b>	<b>3.9</b>	<b>3.2</b>
Others*	0	0	0	0			
Attempted Suicide	0	0	0	0			
Suicide	2	2	2	2			
Accidental Discharges	24	24	24	8			
<b>Total:</b>	<b>119</b>	<b>138</b>					

\*Others: includes domestic incidents, intoxicated, etc.


# Officers Shot and Killed By Subjects 1970 - 2002



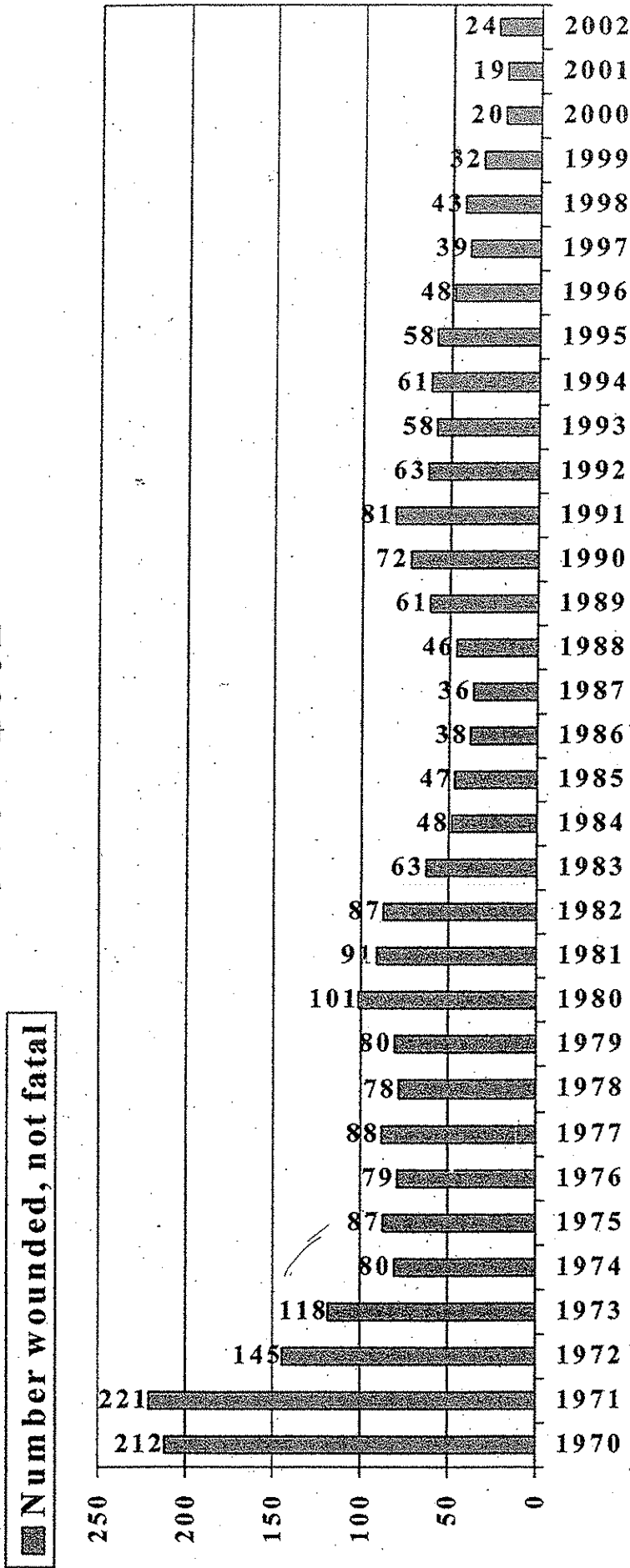
# Officers Shot and Injured By Subjects 1970 - 2002



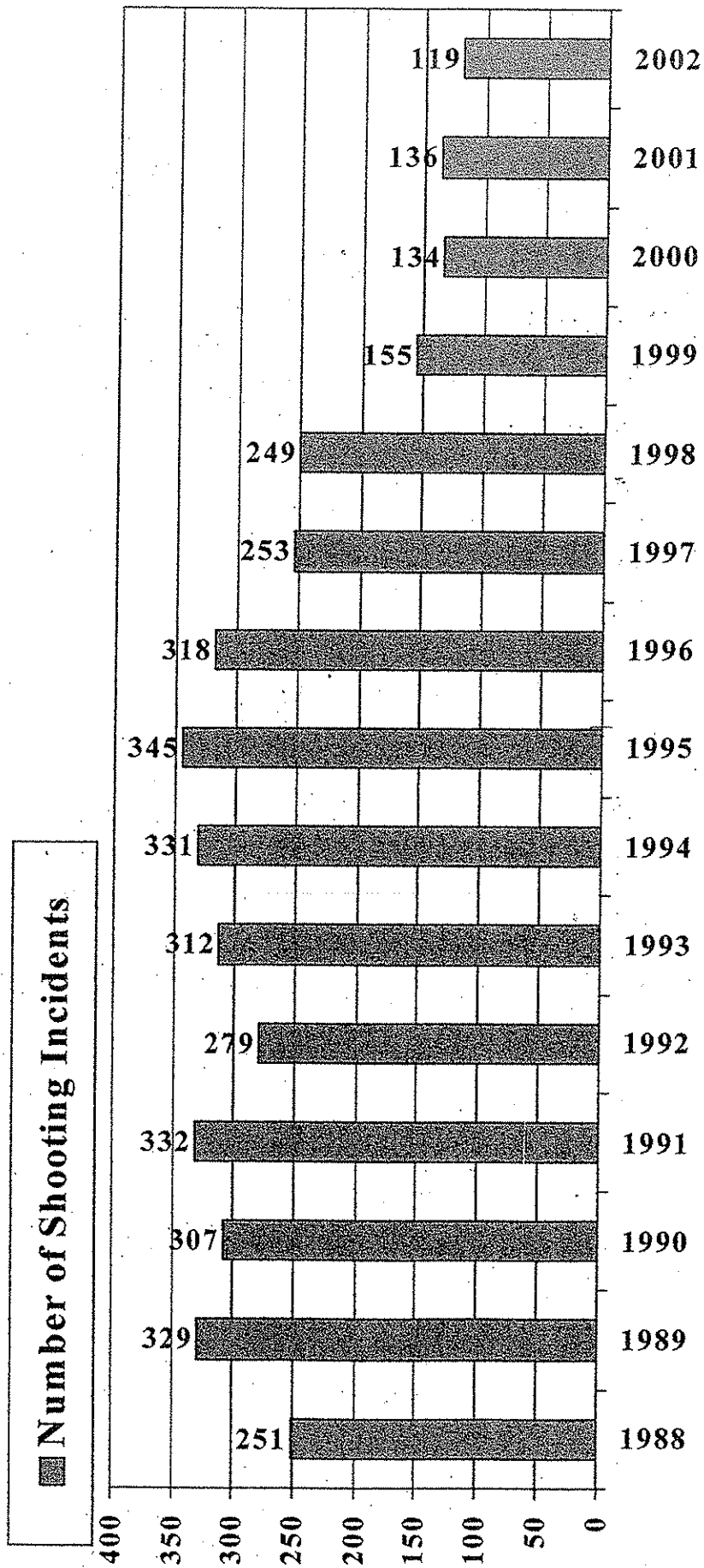
# Subjects Shot and Killed by Officers 1970 - 2002



# Subjects Shot and Wounded by Officers 1970 - 2002



# Shooting Incidents 1988 - 2002



# Number of Shots Fired by Officers 1988 - 2002

